

INFINITY RT

N-type
Mono facial Module with Double Glass

DMxxx**G12RT-G54HBB**

510~530W

23.6%
Max. Efficiency

- **Leading manufacturing**
40+ years experience in high-tech manufacturing.
- **High environmental, social and governance responsibility (ESG)**
100% green production, transparent supply chain and excellent ESG rating in the solar industry.



Outstanding Aesthetics

Designed with aesthetics in mind and manufactured using DMEGC Advanced Black Technology.



Extended Stress Tests

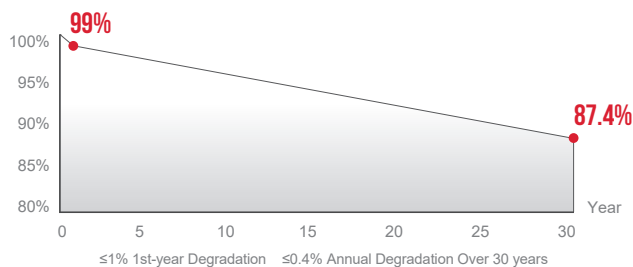
Protection against harsh environmental conditions
Certified by TÜV Rheinland.



Green Product

Focus on circular economy - low carbon footprint, PFAS-free and recyclable components.

POWER WARRANTY



COMPANY MANAGEMENT SYSTEM

- SA 8000: ILO Standards. Social responsibility standards
- ISO 9001: Quality management system
- ISO 14001: Environmental management system
- ISO 45001: Occupational health and safety management system
- ISO 50001: Energy management system
- ISO 27001: Information security management system

PRODUCT CERTIFICATION

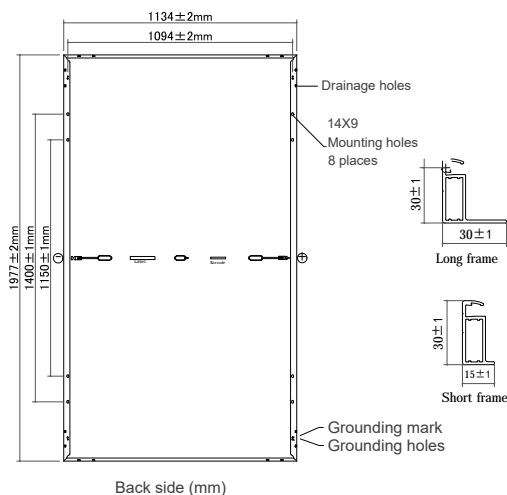
- IEC 61215, IEC 61730
- Ammonia Corrosion (IEC 62716)
- Salt Mist Corrosion (IEC 61701)
- LeTID (IEC TS 63342)
- Dust & Sand (IEC 60068)



DMxxxG12RT-G54HBB

Module Specification

Cell Type	N type Mono-crystalline, 108(6×18)
Dimensions (mm)	1977×1134×30
Weight (kg)	27.1
Front Cover	2 mm heat strengthened glass, Anti-reflective coating
Rear Cover	2 mm heat strengthened glass
Junction Box	3 Diodes, IP68 according to IEC 62790
Output Cables (Including Connector)	4 mm ² /Portrait: 300 mm (+) /200 mm (-) Landscape: 1200 mm (+) /1200 mm (-) Length can be customized
Connector Type	PV-ZH202B or MC4-EVO 2A (1500V)



Electrical Specifications¹

Module Type	DM510G12RT-G54HBB		DM515G12RT-G54HBB		DM520G12RT-G54HBB		DM525G12RT-G54HBB		DM530G12RT-G54HBB	
Testing Condition	ÜVÖ	PTUV	ÜVÖ	PTUV	ÜVÖ	PTUV	ÜVÖ	PTUV	ÜVÖ	PTUV
Maximum Power (Pmax/W)	404	30	404	30	404	30	404	30	404	30
Maximum Power Current (Imp/A)	9.9	5.0	9.9	5.0	9.9	5.0	9.9	5.0	9.9	5.0
Maximum Power Voltage (Vmp/V)	33.3	15.3	33.3	15.3	33.3	15.3	33.3	15.3	33.3	15.3
Short-circuit Current (Isc/A)	10.8	6.0	10.8	6.0	10.8	6.0	10.8	6.0	10.8	6.0
Open-circuit Voltage (Voc/V)	45.9	11.4	45.9	11.4	45.9	11.4	45.9	11.4	45.9	11.4
Module Efficiency STC (%)	22.7		22.9		23.2		23.4		23.6	

¹ Measurements according to IEC 60904-3, Measurement tolerance: Isc: ±4%, Voc: ±3%, Test uncertainty for Pmax: ±3%, Bifaciality: 80%±5%

² STC (Standard Test Condition): Radiation 1000 W/m², Module temperature 25°C, AM = 1.5

³ NMOT: Radiation 800 W/m², Ambient temperature 20°C, AM = 1.5, Wind Speed 1 m/s

Operating Conditions

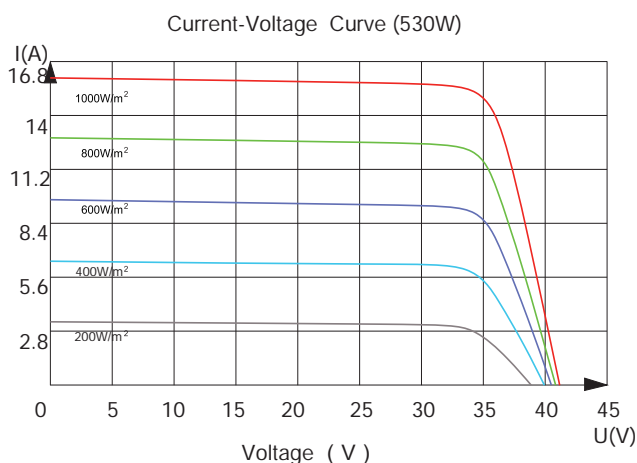
Operating Temperature (°C)	-40 to +85
Maximum System Voltage (V)	1500 DC(IEC)
Overcurrent Protection Rating (A)	25
Power Output Tolerance (%)	0~3
Protection Class	Class II
Max. Test Load, Push/Pull (Pa)	Front 5400 / Back 2400
Max. Design Load, Push/Pull (Pa)	Front 3600 / Back 1600

Packaging

Container	40HQ
Pallet Dimensions (mm)	1985x1140x1250
Pieces per Pallet	36
Pieces per Container	864

Temperature Characteristics

Nominal Module Operating Temperature (NMOT)	42±2°C
Temperature Coefficient of Pmax (%/°C)	-0.29
Temperature Coefficient of Voc (%/°C)	-0.25
Temperature Coefficient of Isc (%/°C)	+0.048



Hengdian Group DMEGC Magnetics Co.,Ltd.
 Add: Hengdian Industrial Zone, Dongyang City Zhejiang Province, China 322118
 Tel: 0086-579-8658-8826 E-mail: solar@dmeqc.com.cn Website: www.dmeqcsolar.com

DMEGC Renewable Energy B.V.
 Add: Industrieweg 2,2641 RM Pijnacker, The Netherlands.
 Tel: +31 (0) 8 58200765 E-mail: contact@dmeqc.eu

Statement: The installation instructions and the warranty conditions must be followed. Due to technological progress, product parameters will be adjusted accordingly. When signing the contract, the latest data of the company shall prevail. All information in this data sheet corresponds to EN 50380.Changes and errors excepted. Document: EN DS-G12RT-G54HBB Plus-20250711.

©DMEGC 2025 – All Rights Reserved